



**BRUTE**

**HEAVY-DUTY ERGONOMIC  
UTILITY CARTS**

**MADE TO MOVE. BUILT TO LAST.**



## HANDLES ANY JOB

BRUTE Heavy-Duty Ergonomic Utility Carts provide superior versatility for tackling whatever task is at hand. Workers can handle any job with these carts from transporting heavy loads of all shapes and sizes to using it as a workstation.



### EXCEPTIONAL DURABILITY

BRUTE Utility Carts can withstand heavy loads ranging from 500 to 750 lbs.



### IMPROVED STABILITY

Features two locking casters that keep the cart in place when loading and unloading.



### BUILT TOUGH

Designed with durable structural foam construction that is lightweight and maneuverable.

**10**  
**YEAR**  
**LIMITED**  
**WARRANTY**



## EXTREME DURABILITY

Designed for exceptional durability, all BRUTE branded Utility Carts are covered by a category leading 10-Year Limited Warranty.\*

\*The warranty does not cover components that are subject to normal wearing, such as wheels and casters.



## **ERGONOMICALLY DESIGNED**

Bending or hunching to reach handles can increase spinal pressure by 50% during pushing tasks.\*

The BRUTE Heavy-Duty Ergonomic Utility Carts are designed with a patented handle that ensures optimal hand placement and makes it easy to control.

\*Waters, T., Lloyd, J. D., Hernandez, E., & Nelson, A. (2011). Aorn Ergonomic Tool 7: Pushing, pulling, and moving equipment on Wheels. AORN Journal, 94(3), 254–260. <https://doi.org/10.1016/j.aorn.2010.09.035>

## **BUILT TOUGH FOR DEMANDING WORK ACTIVITIES**

The Heavy-Duty Ergo Utility Carts can be maneuvered and secured with 500 to 750 lbs. of storage weight capacity, offering the flexibility needed for different work environments.





## LIPPED SHELF CARTS

Lipped shelf carts feature a 2.5" in ledge to secure items on the cart while transporting.



## FLAT SHELF CARTS

Flat shelf carts are ideal for using as a workstation or carrying oversized loads.

# CHOOSE THE IDEAL BRUTE HEAVY-DUTY UTILITY CART

With a variety of options available, use the below selection guide to determine the right cart for your job.



FG4520888BLA



2196862

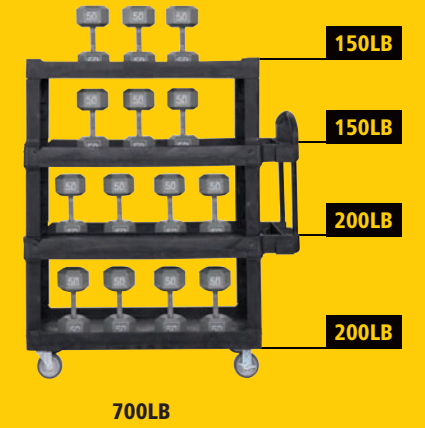
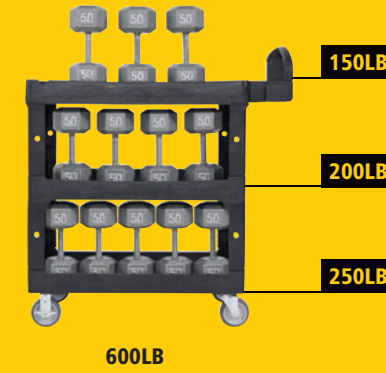
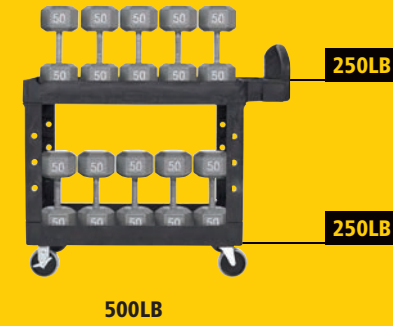


2128657

| OPTIONS AVAILABLE  | 2-SHELF              | 3-SHELF        | 4-SHELF |
|--|----------------------|----------------|---------|
| WEIGHT CAPACITY  | 500-750LBS           | 600LBS         | 700LBS  |
| SIZES AVAILABLE  | SMALL, MEDIUM, LARGE | SMALL & MEDIUM | LARGE   |
| SHELF CLEARANCE  | 19.75"               | 12"            | 13.5"   |
| DURABLE STRUCTURAL FOAM CONSTRUCTION                         | •                    | •              | •       |
| FLAT SHELF AVAILABLE   | •                    | •              | •       |
| LIPPED SHELF AVAILABLE                                       | •                    | •              | •       |
| LOCKING CASTERS  | •                    | •              | •       |
| ERGONOMIC HANDLE   | •                    | •              | •       |
| V-NOTCH GROOVE FOR PIPE CUTTING*<br>*LIPPED SHELF CARTS ONLY | •                    | •              |         |
| BUILT IN ACCESSORY HOOK                                      | •                    | •              | •       |

| FACILITY TYPES                       | 2-SHELF | 3-SHELF | 4-SHELF |
|--------------------------------------|---------|---------|---------|
| RETAIL                               | •       | •       |         |
| MANUFACTURING / DISTRIBUTION CENTERS | •       | •       | •       |
| HEALTHCARE                           | •       |         |         |
| EDUCATION                            | •       | •       |         |
| STADIUMS & ARENAS                    | •       | •       |         |
| HOSPITALITY                          | •       |         |         |
| PROPERTY MANAGEMENT                  | •       | •       |         |
| FOODSERVICE                          | •       | •       |         |

## WEIGHT CAPACITY



## CASTER SELECTION



**Pneumatic casters** handle the heaviest loads while providing a cushioned and quiet ride for more fragile items. Ideal for virtually all surfaces from concrete to gravel, inside and out.



**TPR casters** absorb shock and provide floor surface protection and quiet operation. Excellent on linoleum, tile, terrazzo, wood, smooth concrete, and carpet.

## DIMENSIONS





FG454500BLA



FG452500BLA



FG450500BLA



2203280



2196862



2128657

**2-SHELF LIPPED CART**

| NO.          | DESCRIPTION                                 | COLOR | L x W x H                | LOAD CAPACITY | CASE PACK |
|--------------|---|-------|--------------------------|---------------|-----------|
| FG450088BLA  | BRUTE HD ERGO UTILITY SM                    | BLACK | 39.00" x 17.75" x 32.25" | 500 LB        | 1         |
| FG450088BEIG | BRUTE HD ERGO UTILITY SM                    | BEIGE | 39.00" x 17.75" x 32.25" | 500 LB        | 1         |
| 2192464      | BRUTE HD ERGO UTILITY CART MED              | GRAY  | 44.00" x 25.50" x 39.00" | 500 LB        | 1         |
| FG452088BLA  | BRUTE HD ERGO UTILITY MED                   | BLACK | 44.00" x 25.50" x 39.00" | 500 LB        | 1         |
| FG452088BEIG | BRUTE HD ERGO UTILITY MED                   | BEIGE | 44.00" x 25.50" x 39.00" | 500 LB        | 1         |
| FG452010BLA  | BRUTE HD ERGO UTILITY MED W/ PNEUMATICS     | BLACK | 44.00" x 25.50" x 39.00" | 500 LB        | 1         |
| 2192463      | BRUTE HD ERGO UTILITY CART LG               | GRAY  | 55.00" x 26.00" x 39.00" | 750 LB        | 1         |
| FG454600BLA  | BRUTE HD ERGO UTILITY CART LG               | BLACK | 55.00" x 26.00" x 39.00" | 750 LB        | 1         |
| FG454610BLA  | BRUTE HD ERGO UTILITY CART LG W/ PNEUMATICS | BLACK | 55.00" x 26.00" x 39.00" | 750 LB        | 1         |

**3-SHELF LIPPED CART**

| NO.     | DESCRIPTION                        | COLOR | L x W x H          | LOAD CAPACITY | CASE PACK |
|---------|------------------------------------|-------|--------------------|---------------|-----------|
| 2196862 | BRUTE HD ERGO 3 SHELF CART MED BLA | BLACK | 44" x 25.24" x 47" | 600 LB        | 1         |

**3-SHELF FLAT CART**

| NO.     | DESCRIPTION                          | COLOR | L x W x H                | LOAD CAPACITY | CASE PACK |
|---------|--------------------------------------|-------|--------------------------|---------------|-----------|
| 2203280 | BRUTE HD ERGO 3 SHELF CART SMALL BLA | BLACK | 38.43" x 17.24" x 46.18" | 600 LB        | 1         |

**2-SHELF FLAT CART**

| NO.         | DESCRIPTION                                   | COLOR | L x W x H                | LOAD CAPACITY | CASE PACK |
|-------------|---|-------|--------------------------|---------------|-----------|
| FG450500BLA | BRUTE HD ERGO UTILITY CART FLAT SHELF SM BLA  | BLACK | 38.50" x 17.13" x 38.13" | 500 LB        | 1         |
| FG452500BLA | BRUTE HD ERGO UTILITY CART FLAT SHELF MED BLA | BLACK | 44.00" x 25.13" x 38.13" | 500 LB        | 1         |
| FG454500BLA | BRUTE HD ERGO UTILITY CART FLAT SHELF LG BLA  | BLACK | 54.00" x 25.13" x 38.38" | 750 LB        | 1         |

**4-SHELF LIPPED CART**

| NO.     | DESCRIPTION                                | COLOR | L x W x H                | LOAD CAPACITY | CASE PACK |
|---------|--|-------|--------------------------|---------------|-----------|
| 2128657 | BRUTE 4-SHELF HEAVY-DUTY ERGO UTILITY CART | BLACK | 38.43" x 17.24" x 46.18" | 600 LB        | 1         |





**BRUTE**

CMRC0203 | 11/23  
©2024 Rubbermaid Commercial Products LLC  
8900 Northpointe Executive Park Drive, Huntersville, NC 28078

To see our complete range of utility cart solutions visit our online catalog at [RubbermaidCommercial.com](https://www.RubbermaidCommercial.com)